















10/2019

# **Mod: D281/6**

**Production code: 917464**

	Model	D281/6	
	Code Production	917464	
Interface :			
			
	Overall Dimension (Width-Depth-Height) *open	mm	466x556(882*) x695
	Packaging Dimension (WxDxH)	mm	660x560x870
	Gross weight	Kg	45
	Net weight	Kg	42
	Volume	mc	0,35
	Rack size	mm	400x400
	Max door opening	mm	320
	Max glasses height	mm	300
	General construction		double skin
	Door/hood Construction		double skin
	Tank construction		deep drawn
	Tank volume	liter	8
	Tank heating element	W	600
	Tank surface strainers		stainless steel
	Wash pump type		double flow
	Wash pump power	W	200
	Wash temperature	°C	60
	Boiler type		pressurized
	Boiler volume	liter	2,6
	Back-flow system		valve
	Boiler heating element	W	2.600
	Rinse booster pump		no
	Rinse booster pump power	W	-
	Rinse temperature	°C	65
	Rinse water consumption	Liter /rack	2,0
	Optimal external water pressure	bar	2
	Drain system		overflow
	Drain pump		KIT (DPS-LB/6)
	Rinse aid dispenser	peristaltic	YES
	Detergent dispenser	peristaltic	KIT (DD-LVB/3)
	Water softner		NO
	Wash cycle	sec	60 - 120 - 150 - continuous
	Self cleaning cycle		YES
	Electric Power	W	3.500
	Electric Connection	V - ph - Hz	230V 1N 50Hz
	Fuse	A	16
	Plates racks		-
	Flat Rack		YES (X2)
	Cutterly Rack		YES
	Support for saucers		YES
	Electric cable		YES
	Drain hose		YES
	Fill hose		YES

